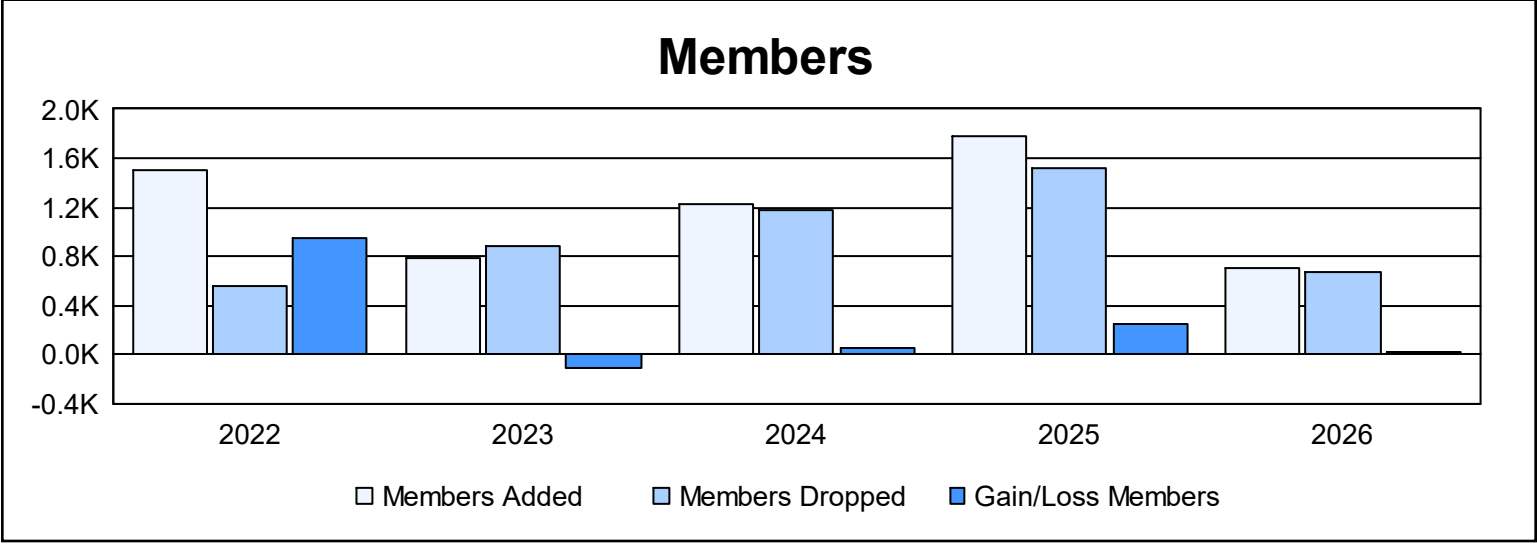
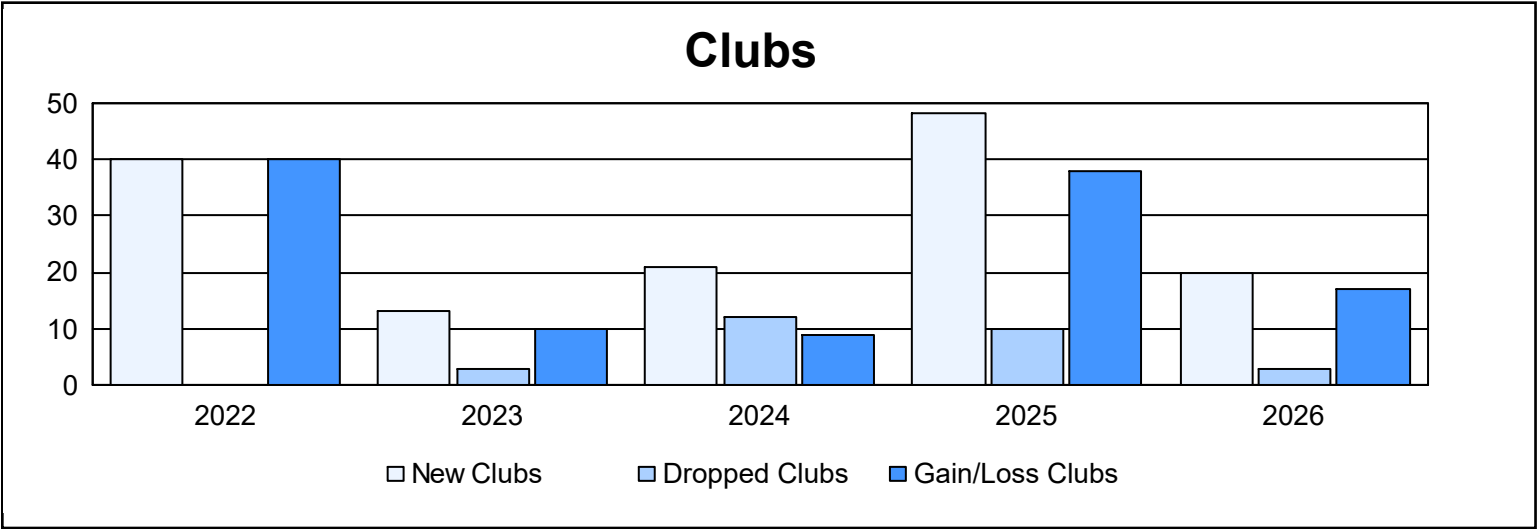
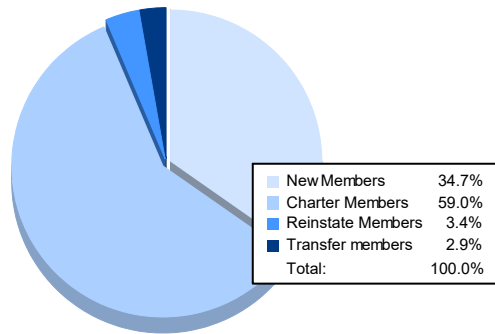


Year	New Clubs	Dropped Clubs	Gain/ Loss Clubs	New Members	Charter Members	Reinstate Members	Transfer Members	Total Member Added	Total Members Dropped	Gain/ Loss Members
2021-2022	40	0	40	512	955	32	6	1,505	550	955
2022-2023	13	3	10	355	372	51	5	783	890	-107
2023-2024	21	12	9	534	486	192	12	1,224	1,169	55
2024-2025	48	10	38	397	1,165	197	14	1,773	1,525	248
2025-2026	20	3	17	242	412	24	20	698	673	25
Average	28	6	23	408	678	99	11	1,197	961	235



### Membership Composition January 2026 Cumulative



### Gender Composition January 2026 Cumulative

